

If you have any questions, please contact me at jamie@teachmommyteach.com

Thank you for downloading!

You May:

- use these resources in your own home or classroom for non-commercial use.
- print as many copies as you would like.
- share the website link, <https://teachmommyteach.com/>, where this printable can be found, so that others can download the file.

You May NOT:

- sell, give away, or share a printed copy. Each person should download separately and print.
- print out a copy for multiple teachers, as in an entire school, co-op, or other group. Each teacher should download separately and print.
- link directly to the pdf. Instead, link to the page on <https://teachmommyteach.com/> or <https://teacherspayteacher.com/> where you found the download.
- claim this or any part of this printable as your own.
- alter this printable and claim it as your own.
- host any of the files on your personal or other websites that can be shared with others.
- Upload this resource to any file sharing sites

Credits!! Thank you Speaking of Images and Open Clipart!



<https://www.teacherspayteachers.com/Store/Speaking-Of-Images>



<https://openclipart.org/>

Sight Words First Grade

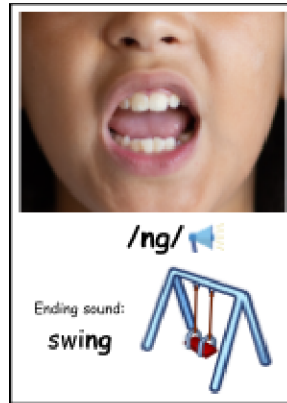
Book 19: Dress Up

Pre-Reading Worksheets

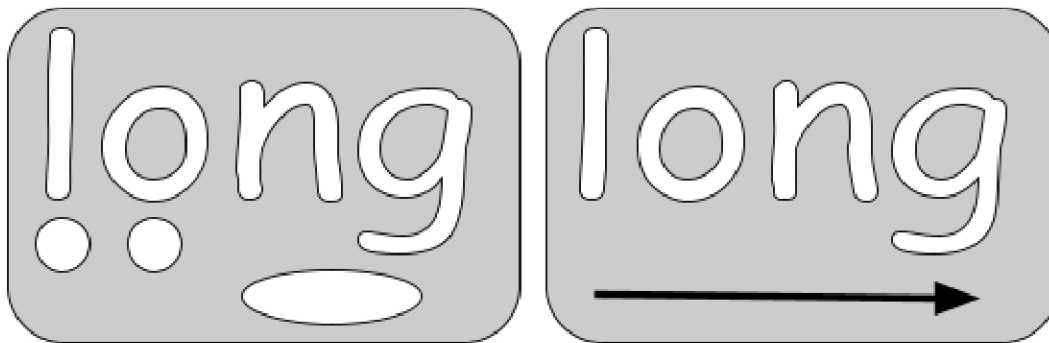
Your child will practice the high-frequency words *bring*, *long*, *were*, and *small*. Your child will also practice CVC words, blends, and previously learned sight words.

Name: _____

Let's practice saying the **ng** sound. Use the picture below as a reference.



The word below has the **ng** sound. Touch each dot and say the sound the letter(s) above represent. Then, touching the arrow, put the sounds together to sound out the word.



The word below has the **ng** sound. The **i** in the word represents the **long e** sound. Touch each dot and say the sound the letter(s) above represent. Then, touching the arrow, put the sounds together to sound out the word.



Many words have an **-ing ending**. Let's practice more **-ing endings** on the next page.

Name: _____

Many words have an **-ing ending**. Read each word below. Circle the **-ing endings**.

ding

ding

sing

sing

ring


ring

wing

wing

Name: _____

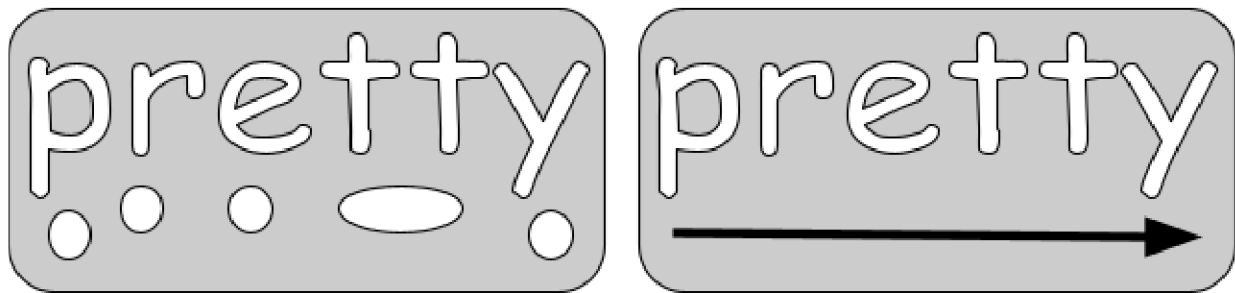
Let's practice the sight word **WERE**. Color all of the words **were**.



The **y** at the end of most words with more than 1 syllable represents a **long e** sound. Practice saying the **long e** sound using the picture of the mouth below.



Sound out the following word. Remember the **y** will represent the **long e** sound.




Name: _____

The word **all** could be a tricky word to sound out. The **a** in the word **all** represents an **aw** sound. You say an **aw** sound when you see a baby! Say, "Aw! A baby!" Practice saying the **aw** sound. Look at the child saying the **aw** sound.



Sound out **all** using the pictures of the children's mouths as a tool.



You can make many words with **all**. Read the following **all** words.

ball

call

mall

small

Name: _____

One syllable words with a short vowel sound that end in F, L, S, or Z often double the last letter. This is called the FLOSS rule. Read the following words in each box. Circle the word that represents the FLOSS rule. The first box has been done for you as an example.

was
hiss

buzz
has

can
dress

if
cuff

brass
his

less
if

got
miss

was
toss

Spell the word for each of the pictures. Each picture represents a word that follows the FLOSS rule.





Sight Words First Grade Book 19: Dress Up

Extra Practice Post-Reading Worksheets

Name: _____

Read each word. Circle the grapheme (letter or letters that represent a sound) that is the same in each word within a box. The first box is done for you as an example.

to
do

pretty
very

my
by

sing
ring
ding

no
so

they
the

why
what

go
goes

ball
call

said
saw




Name: _____

Read the following short story. Then color the picture below.

Jan was small. Jan's dress was too long.
Cam said, "I can fix your dress. Bring it to my
home. I will fix it."

Jan did bring the dress to Cam's home. Cam cut the
dress. Cam said, "Put the dress on."

Jan did put the dress on. It was pretty!



Thank you openclipart.org for the wonderful clipart!

Sight Words First Grade

Book 19: Dress Up

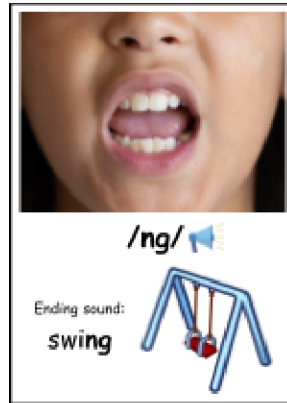
Answers

Pre-Reading Worksheets

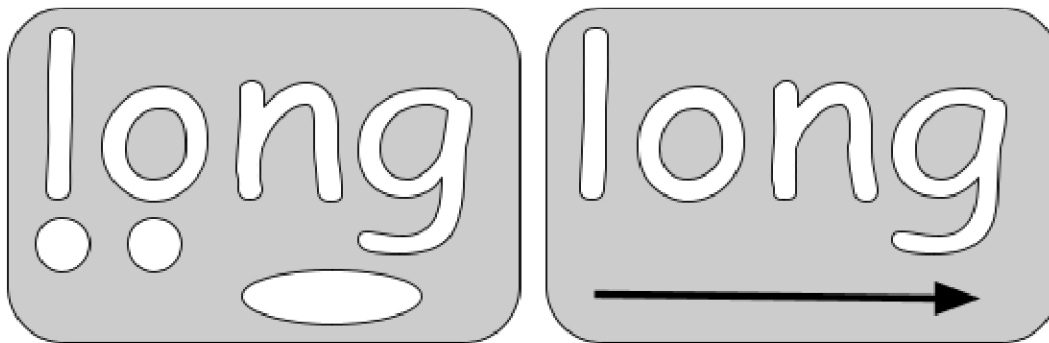
Your child will practice the high-frequency words *bring*, *long*, *were*, and *small*. Your child will also practice CVC words, blends, and previously learned sight words.

Name: Answers

Let's practice saying the **ng** sound. Use the picture below as a reference.



The word below has the **ng** sound. Touch each dot and say the sound the letter(s) above represent. Then, touching the arrow, put the sounds together to sound out the word.



The word below has the **ng** sound. The **i** in the word represents the **long e** sound. Touch each dot and say the sound the letter(s) above represent. Then, touching the arrow, put the sounds together to sound out the word.



Many words have an **-ing ending**. Let's practice more **-ing endings** on the next page.

Answers

Name: _____

Many words have an **-ing ending**. Read each word below. Circle the **-ing endings**.

ding

ding

sing

sing

ring

ring

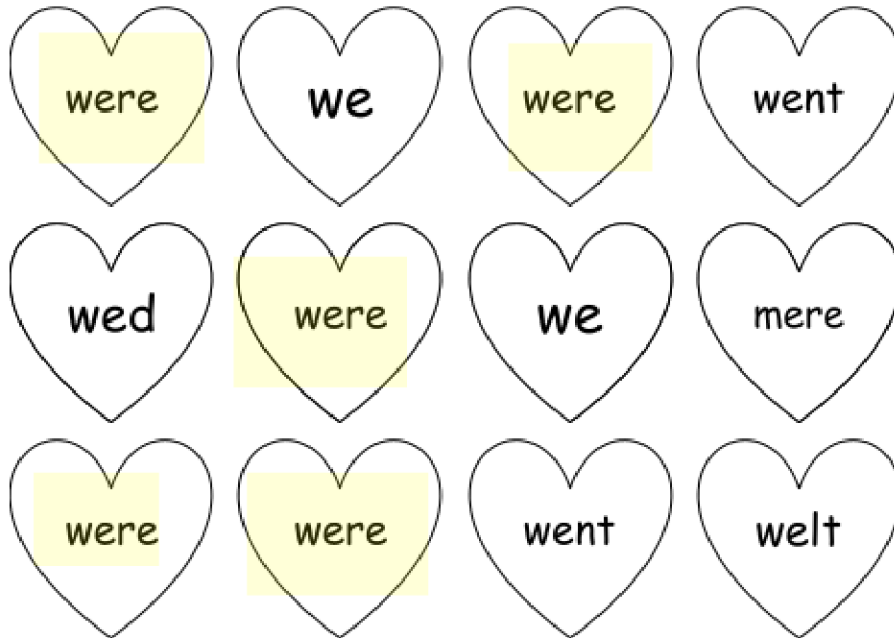
wing

wing

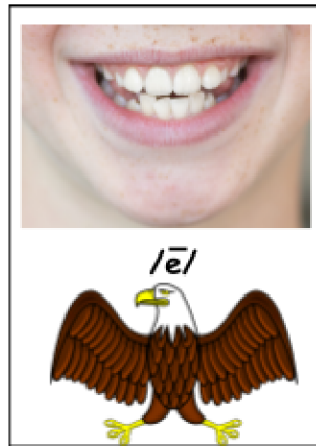
Answers

Name: _____

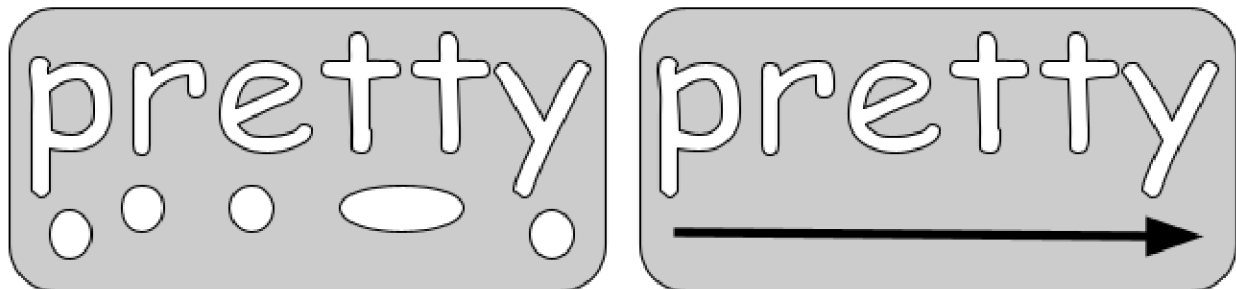
Let's practice the sight word **WERE**. Color all of the words **were**.



The **y** at the end of most words with more than 1 syllable represents a **long e** sound. Practice saying the **long e** sound using the picture of the mouth below.



Sound out the following word. Remember the **y** will represent the **long e** sound.




Name: Answers

The word **all** could be a tricky word to sound out. The **a** in the word **all** represents an **aw** sound. You say an **aw** sound when you see a baby! Say, "Aw! A baby!" Practice saying the **aw** sound. Look at the child saying the **aw** sound.



Sound out **all** using the pictures of the children's mouths as a tool.



You can make many words with **all**. Read the following **all** words.

ball

call

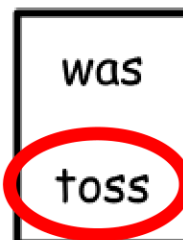
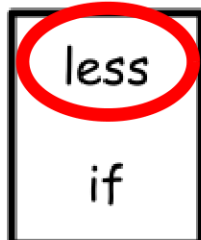
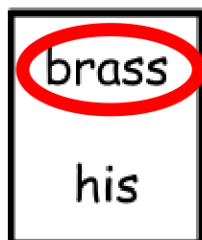
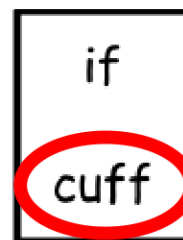
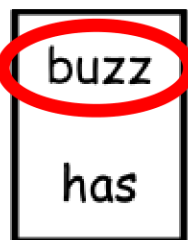
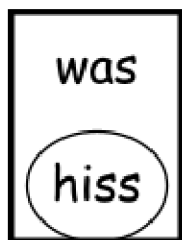
mall

small

Answers

Name: _____

One syllable words with a short vowel sound that end in F, L, S, or Z often double the last letter. This is called the FLOSS rule. Read the following words in each box. Circle the word that represents the FLOSS rule. The first box has been done for you as an example.



Spell the word for each of the pictures. Each picture represents a word that follows the FLOSS rule.



dress



drill

Sight Words First Grade
Book 19: Dress Up

Answers

Extra Practice

Post-Reading Worksheets

Name: Answers

Read each word. Circle the grapheme (letter or letters that represent a sound) that is the same in each word within a box. The first box is done for you as an example.

to
do

pretty
very

my
by

sing
ring
ding

ro
so

The I or the NG are both correct answers.

they
the

why
what

go
goes

ball
call

said
saw

The A or the LL are both correct answers.




Name: Answers

Read the following short story. Then color the picture below.

Jan was small. Jan's dress was too long.
Cam said, "I can fix your dress. Bring it to my home. I will fix it."

Jan did bring the dress to Cam's home. Cam cut the dress. Cam said, "Put the dress on."

Jan did put the dress on. It was pretty!



Thank you openclipart.org for the wonderful clipart!